

Natural stone paving

Autumn brown



Autumn gold



Black limestone



Kilnsey



Golden buff



Desert sunset



Light bronte



Raj green



Whitby



14.11m² project pack consist of 8no. 840x560 4no. 700x560 10no. 560x560 10no. 420x560 13no. 280x560 16no. 280x280

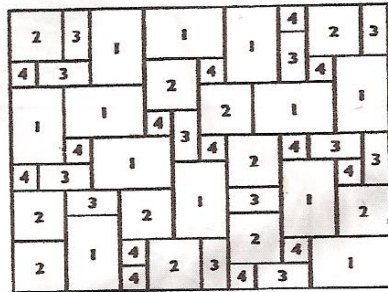

Natural stone paving is calibrated to 25mm thickness. Please note we do not accept returns on natural stone paving.

Natural stone paving

Example of Laying Patterns

3 Flag Design

- 1 280mm x 280mm
- 2 280mm x 560mm
- 3 560mm x 560mm

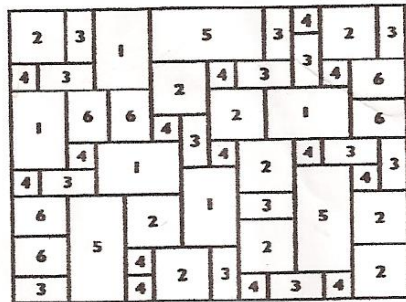
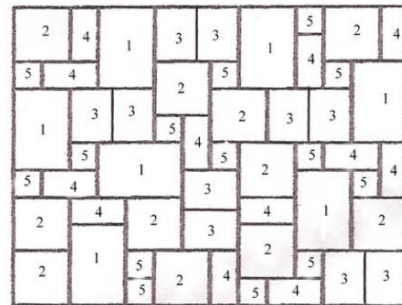


4 Flag Design (area = 12.5m²)

- 1 840mm x 560mm 12 No.
- 2 560mm x 560mm 11 No.
- 3 280mm x 560mm 12 No.
- 4 280mm x 280mm 14 No.

5 Flag Design (area = 12.5m²)

- 1 840mm x 560mm 7 No.
- 2 560mm x 560mm 11 No.
- 3 420mm x 560mm 10 No.
- 4 280mm x 560mm 12 No.
- 5 280mm x 280mm 14 No.



6 Flag Design (area = 12.5m²)

- 1 840mm x 560mm 5 No.
- 2 560mm x 560mm 10 No.
- 3 280mm x 560mm 14 No.
- 4 280mm x 280mm 14 No.
- 5 1120mm x 560mm 3 No.
- 6 420mm x 560mm 6 No.

Unless otherwise stated all material prices are offered on a rise and fall basis and whilst the above are current, prices are those ruling at the date of despatch and exclude vat to be charged at the current rate. Prices are based on deliveries within a 15mile radius and minimum order quantities may apply. All transactions are subject to the company's standard conditions of sale available upon request. Due to the nature of natural stone all our sizes should be treated as nominal and from time to time the square metres may be subject to some small variance. A unique feature of natural stone is the subtle blend of various shades and hues in each colour and therefore we do not guarantee colour matches.